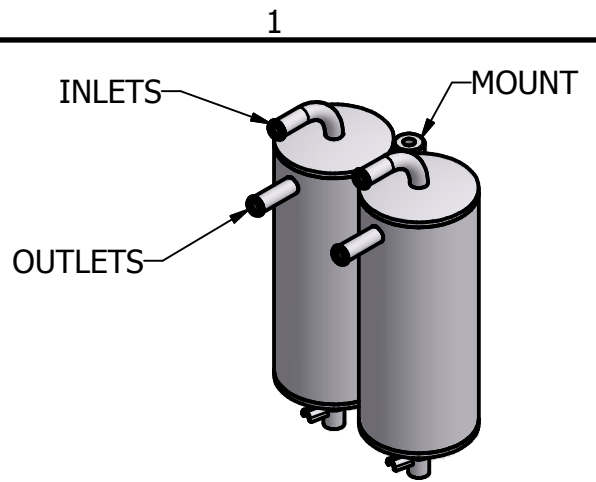
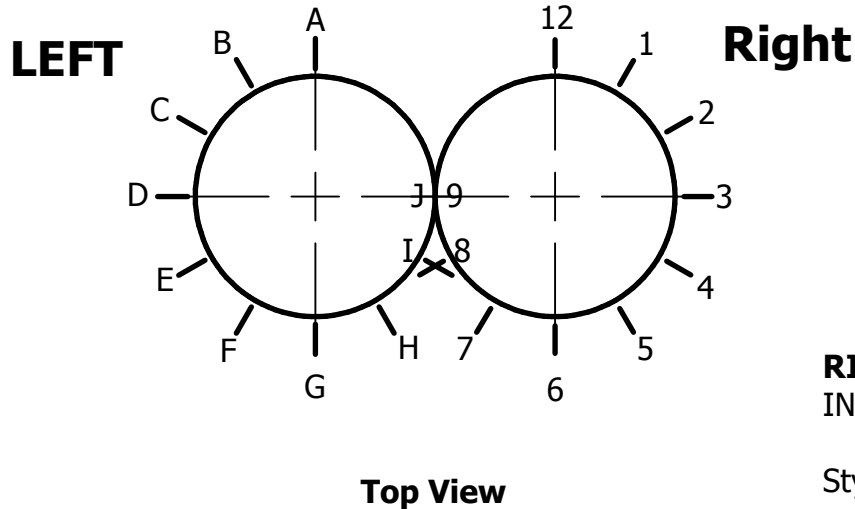


SAIKOU MICHI CO. CONFIGURATION GUIDE S1 DC3 TANKS



DEFAULT
MOUNT
POSITION



LEFT TANK
INLET SIZE: _____

Style: _____

Rotation#: _____

RIGHT TANK
INLET SIZE: _____

Style: _____

Rotation#: _____

Top View

LEFT TANK
OUTLET SIZE: _____

Style: _____


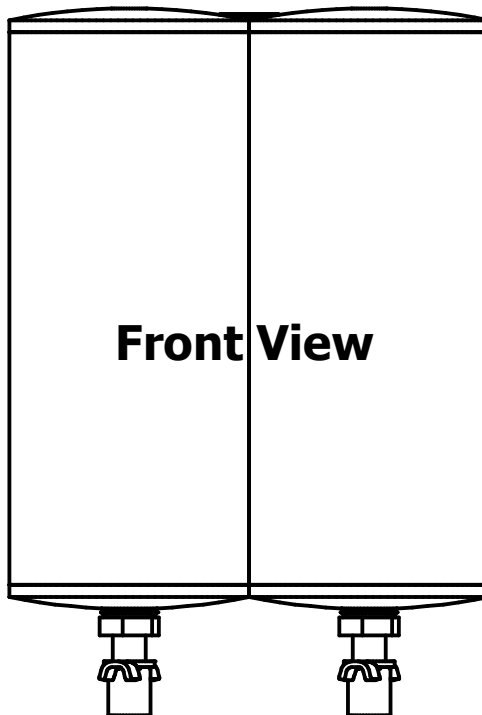
Rotation#: _____

RIGHT Tank
OUTLET SIZE: _____

Style: _____

Rotation#: _____

Front View



Mount Type:

2 Holed Mount []
or
Threaded Spud []